



CSW Group Ltd Statistical Reports

**2019 Activity Survey Results - Barley Lane School**

Report Date: 10/02/2020

2019 Year 11 Activity Survey Results Table

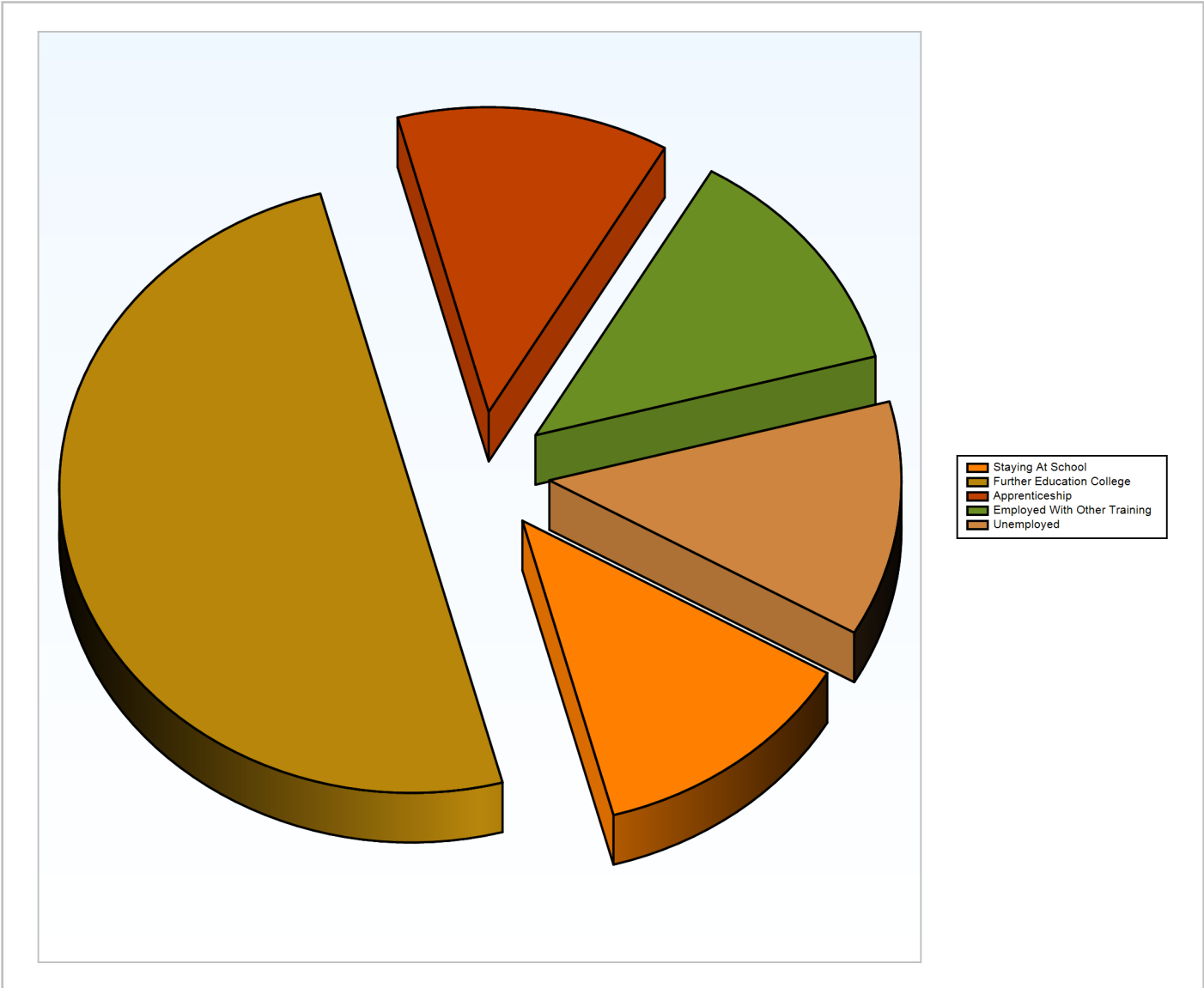
Activity	Count	%
Staying At School	1	12.5%
Further Education College	4	50.0%
Apprenticeship	1	12.5%
Employed With Other Training	1	12.5%
Unemployed	1	12.5%
<b>Total</b>	<b>8</b>	<b>100.0%</b>
<b>NEET %</b>		<b>12.5%</b>
<b>Not Known %</b>		<b>0.0%</b>
<b>Participating %</b>		<b>75.0%</b>

## CSW Group Ltd Statistical Reports

### 2019 Activity Survey Results - Barley Lane School

Report Date: 10/02/2020

Chart of 2019 Year 11 Activity Survey Results



## CSW Group Ltd Statistical Reports


### 2019 Activity Survey Results - Barley Lane School

Report Date: 10/02/2020

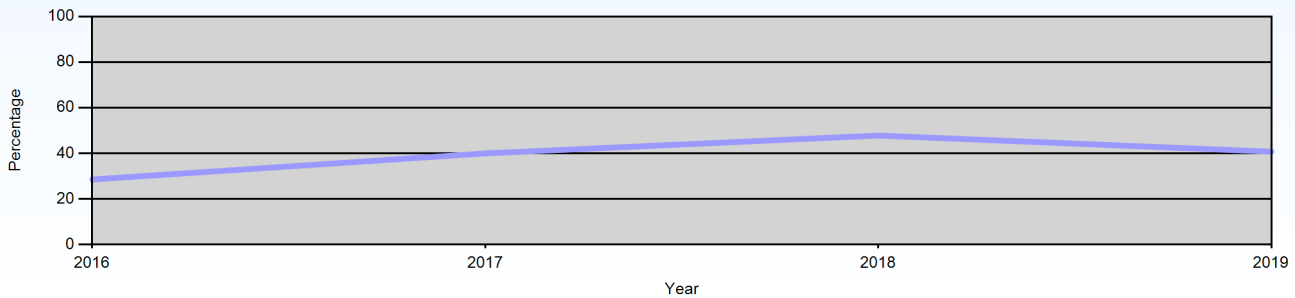
Activity Summary of young people in years 12-14 (as at 30th November) who attended statutory education at Barley Lane School for the last 4 years

Year	Cohort	NEET	In Learning	Participating	Not Known	NEET %	In Learning %	Participating %
November 2019	27	13	11	11	1	48.1%	40.7%	40.7%
November 2018	23	9	11	11	1	39.1%	47.8%	47.8%
November 2017	20	6	8	8	3	30.0%	40.0%	40.0%
November 2016	21	7	6	6	5	33.3%	28.6%	28.6%

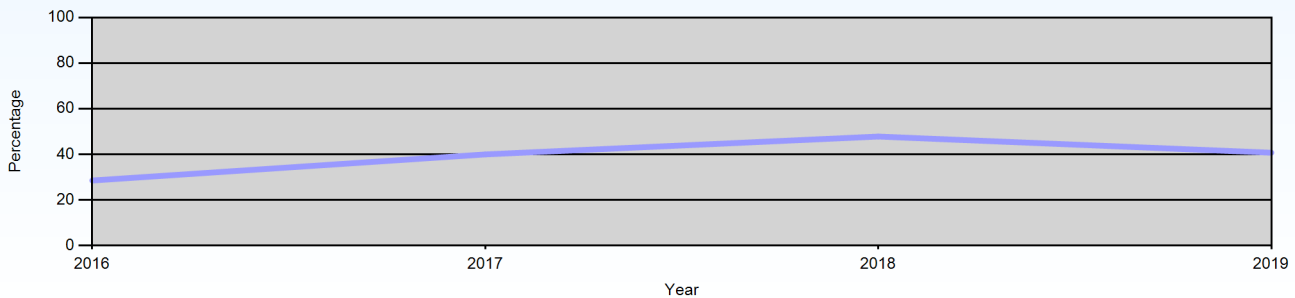
12 - 14 NEET % Trend for Last 4 Years



12 - 14 In Learning % Trend for Last 4 Years



12 - 14 Participating % Trend for Last 4 Years





## CSW Group Ltd Statistical Reports

### 2019 Activity Survey Results - Barley Lane School

Report Date: 10/02/2020

---

#### Notes

The 12-14 analysis encompasses the statutory education cohorts who left year 11 from Barley Lane School in the previous 4 academic years

The report excludes any 2019 Year 11 pupils who were notified to CSW as moved away prior to 1st June 2019

Where a young person is recorded as "Staying At School" they have entered a school 6th form (not necessarily the 6th form of their statutory school) or, in a small number of cases, repeating Year 11