



CSW Group Ltd Statistical Reports

2020 Activity Survey Results - Barley Lane School

Report Date: 02/03/2021

2020 Year 11 Activity Survey Results Table

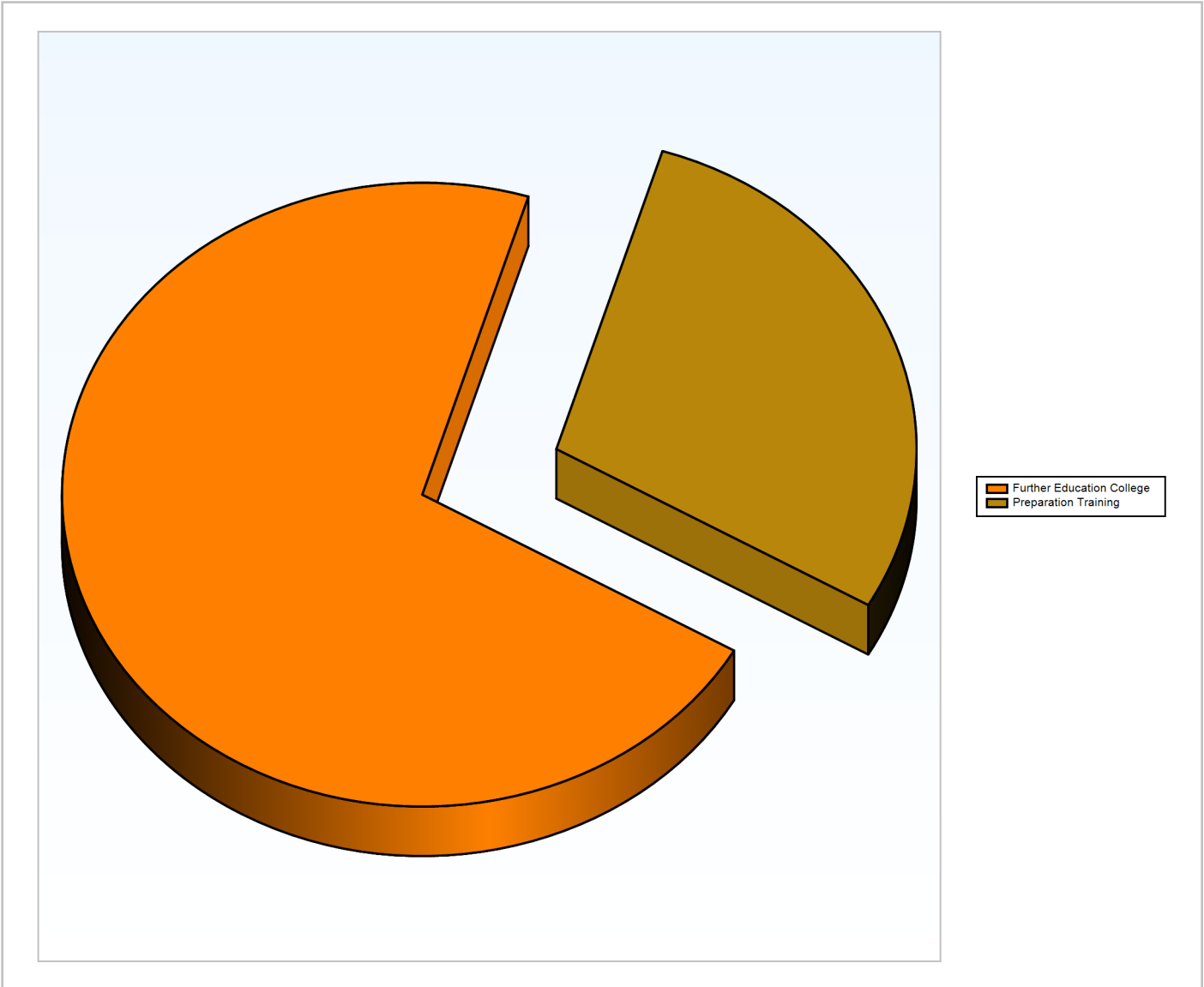
Activity	Count	%
Further Education College	5	71.4%
Preparation Training	2	28.6%
Total	7	100.0%
NEET %		0.0%
Not Known %		0.0%
Participating %		100.0%

CSW Group Ltd Statistical Reports

2020 Activity Survey Results - Barley Lane School

Report Date: 02/03/2021

Chart of 2020 Year 11 Activity Survey Results



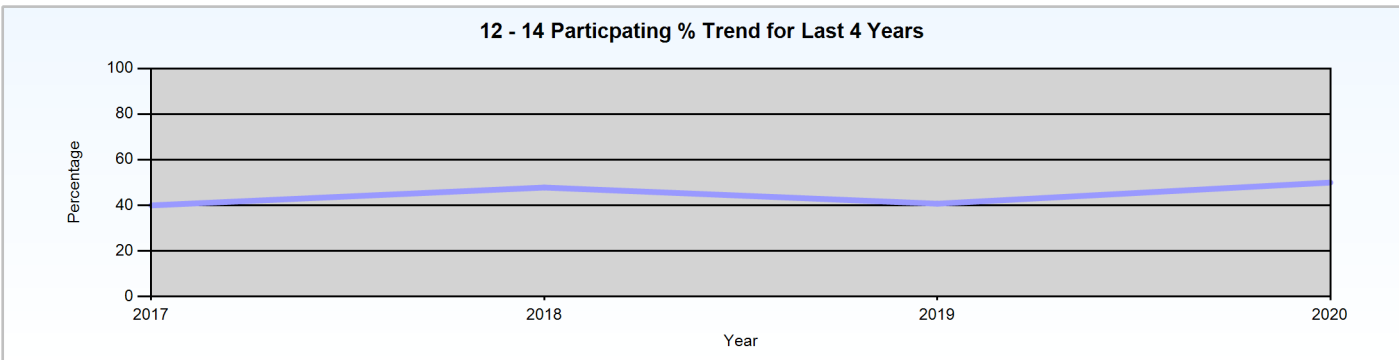
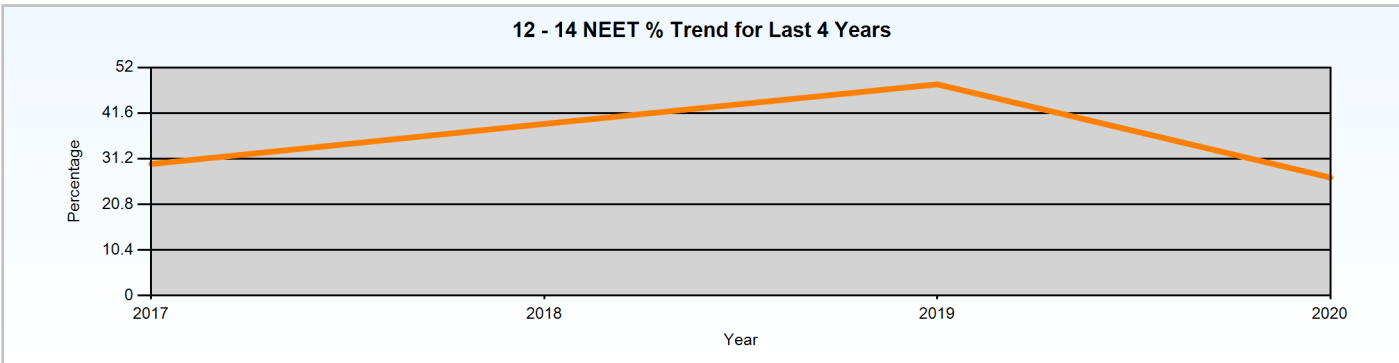
CSW Group Ltd Statistical Reports

2020 Activity Survey Results - Barley Lane School

Report Date: 02/03/2021

Activity Summary of young people in years 12-14 (as at 30th November) who attended statutory education at Barley Lane School for the last 4 years

Year	Cohort	NEET	Participating	Not Known	NEET %	Participating %	Not Known %
November 2020	26	7	13	1	26.9%	50.0%	3.8%
November 2019	27	13	11	1	48.1%	40.7%	3.7%
November 2018	23	9	11	1	39.1%	47.8%	4.3%
November 2017	20	6	8	3	30.0%	40.0%	15.0%





CSW Group Ltd Statistical Reports

2020 Activity Survey Results - Barley Lane School

Report Date: 02/03/2021

Notes

The 12-14 analysis encompasses the statutory education cohorts who left year 11 from Barley Lane School in the previous 4 academic years

The report excludes any 2020 Year 11 pupils who were notified to CSW as moved away prior to 1st August 2020

Where a young person is recorded as "Staying At School" they have entered a school 6th form (not necessarily the 6th from of their statutory school this can also include Home Education meeting the 540 planned hours in a year) or, in a small number of cases, repeating Year 11